

<b>Deal Name:</b>	<b>Driver Brasil Two</b>
<b>Issuer:</b>	<b>DRIVER Brasil TWO Banco Volkswagen Fundo de Investimento em Direitos Creditórios Financiamento de Veículos</b>  Nucleo Cidade de Deus, Predio Prata 4º andar Zip Code: 06029-900 Osasco - São Paulo - Brazil
<b>Seller of the Receivables:</b>	Banco Volkswagen S.A.
<b>Servicer name:</b>	Banco Volkswagen S.A.
<b>Reporting Entity:</b>	Banco Volkswagen S.A.  Treasury - ABS Operations Rua Volkswagen, 291 - 2º andar São Paulo Brasil
<b>Contact:</b>	Phone: +55 11 5582 5831 Fax: + 55 11 5582 5317 Email: FSBR-TESOU-ABS@vwfs.com
<b>Asset Manager:</b>	BRAM - Bradesco Asset Management S.A. D.T.V.M  Avenida Paulista 1450, 6º andar Zip Code: 01310-917 São Paulo - Brazil phone: +55 11 2178 6600 bemdtvm@bradesco.com.br

**“As a consequence of the emissions scandal and based on our high transparency standards the content of the investor report will be enhanced. From September 2015 onwards you will find an additional table quantifying the number and volume of contracts with underlying vehicles fitted with an EA189 engine.”**

## Contents

Page	Table of Contents
1	<a href="#">Cover</a>
2	<a href="#">Contents</a>
3	<a href="#">Reporting Details</a>
4	<a href="#">Parties Overview</a>
5	<a href="#">Transaction Events I</a>
6	<a href="#">Transaction Events II</a>
7	<a href="#">Transaction Events III</a>
8	<a href="#">Information regarding the Notes I</a>
9	<a href="#">Information regarding the Notes II</a>
10	<a href="#">Credit Enhancement</a>
11	<a href="#">Swap Fixing / Waterfall</a>
12	<a href="#">Amortisation Profile I</a>
13	<a href="#">Amortisation Profile II</a>
14	<a href="#">Run Out Schedule I</a>
15	<a href="#">Run Out Schedule II</a>
16	<a href="#">Outstanding Contracts</a>
17	<a href="#">Delinquencies</a>
18	<a href="#">Recoveries</a>
19	<a href="#">Pool Data I</a>
20	<a href="#">Pool Data II</a>
21	<a href="#">Pool Data III</a>
22	<a href="#">Pool Data IV</a>
23	<a href="#">Pool Data V</a>
24	<a href="#">Pool Data VI</a>
25	<a href="#">Glossary</a>

## Reporting Details

### Deal Overview

Cut-Off Date	17/12/2013	Publication Date:	28/01/2016
Scheduled Date of Clean-Up-Call	October 2016	Payment Date:	07/01/2016 (4th of each month)
Legal Maturity Date	December 2018	Reporting Date:	31/12/2015 (last day of each month)
Issue Date	11/12/2013	Asset Collection Period:	from 01/12/2015 until 31/12/2015
Period No.:	25	Interest Accrual Period	from 04/12/2015 until 07/01/2016
Reporting frequency:	monthly	Note Payment Period:	from 04/12/2015 until 07/01/2016
Next Payment Date:	04/02/2016	Days accrued:	23

Type of Car at Pool Cut	Number of Contracts	Percentage of Contracts	Outstanding Discounted Principal Balance	Percentage Outstanding Discounted Principal Balance
New Cars	54.082	91,26%	982.628.189,61	92,75%
Used Cars	5.178	8,74%	76.758.090,68	7,25%
<b>Total</b>	<b>59.260</b>	<b>100,00%</b>	<b>1.059.386.280,29</b>	<b>100,00%</b>

Parties Overview

<b>Administrator:</b>	<b>BEM DISTRIBUIDORA DE TÍTULOS E VALORES MOBILIÁRIOS LTDA</b> Cidade de Deus Bairro Vila Yara - 4º andar Osasco - São Paulo Brazil	<b>Asset Manager:</b>	<b>BRAM - Bradesco Asset Management S.A. D.T.V.M</b> Avenida Paulista 1450, 6º andar Zip Code: 01310-917 São Paulo - Brazil phone: +55 11 2178 6600 <a href="mailto:bemdtvm@bradesco.com.br">bemdtvm@bradesco.com.br</a>
<b>Custodian Bank:</b>	<b>Banco Bradesco S.A.</b> Cidade de Deus Bairro vila Yara - 2º andar Osasco - São Paulo Brazil	<b>Collection Agent:</b>	<b>Banco Volkswagen S.A.</b> Treasury - ABS Operations Rua Volkswagen, 291 São Paulo Brazil Phone: + 55 11 5582 5831 <a href="mailto:FSBR-TESOU-ABS@vwfs.com">FSBR-TESOU-ABS@vwfs.com</a>
<b>Swap Counterparty:</b>	<b>Itaú BBA</b> Av. Brigadeiro Faria Lima, 3400 3º ao 8º andar São Paulo - SP Brazil	<b>Clearing System:</b>	<b>CETIP S.A. - Mercados Organizados</b> Av. Brigadeiro Faria Lima, 1663, 1º andar Jardim Paulistano São Paulo - SP CEP: 01452-001 phone: +55 11 4152 9370 <a href="mailto:atendimento@cetip.com.br">atendimento@cetip.com.br</a>
<b>Rating Agencies</b>	<p><b>Moody's América Latina Ltda.</b> Avenida Nações Unidas, 12551 16º andar 04578-903 São Paulo Brazil <a href="mailto:martin.fernandez-romero@moodys.com">martin.fernandez-romero@moodys.com</a> <a href="mailto:rodrigo.conde@moodys.com">rodrigo.conde@moodys.com</a></p> <p><b>Standard &amp; Poors Brasil</b> Avenida Brigadeiro Faria Lima, 201 18º andar 05426-100 São Paulo Brazil <a href="mailto:leandro.albuquerque@standardpoors.com">leandro.albuquerque@standardpoors.com</a> <a href="mailto:gustavo.belger@standardpoors.com">gustavo.belger@standardpoors.com</a></p>		

Banco Volkswagen S.A.  
Rua Volkswagen, nº 291  
São Paulo - SP - Brazil  
Tel: +55 11 5582 5831  
[FSBR-TESOU-ABS@vwfs.com](mailto:FSBR-TESOU-ABS@vwfs.com)

## Transaction Events (I)

### Clean-Up Call Condition

Percentage of Current Outstanding Discounted Portfolio	<b>20,09%</b>	
Min. Percentage of Outstanding Discounted Portfolio	<b>10,00%</b>	The Clean-Up-Call Condition is planned to be reached in Oct 2016.

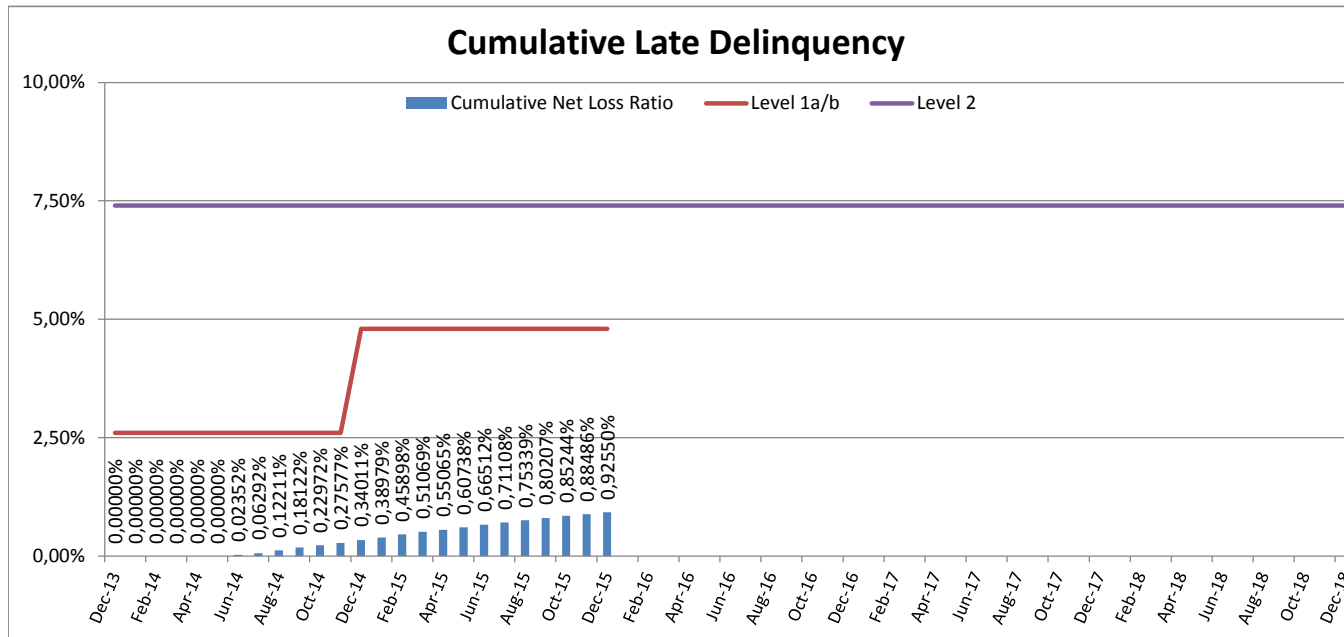
### Clean-Up Call

Banco Volkswagen S.A. will have the right at its option to exercise a Clean-Up Call and to repurchase the Loan Receivables from Driver Brasil One when the sum of the Discounted Principal Balance for all loan contracts is less than 10 per cent. of the sum of the Discounted Principal Balance for all Loan contracts as of the Cut Off Date, provided that all payment obligations under the Quotas will be thereby fulfilled.

**Transaction Events (II)**

Credit Enhancement Increase Conditions	
Level 1a Credit Enhancement Increase Condition - Cumulative Late Delinquencies do not amount to 2.6% for any Payment Date before and incp. 12/2014	<b>NO</b>
Level 1b Credit Enhancement Increase Condition -Cumulative Late Delinquencies do not amount to 4.8% for any Payment Date between 01/2015 and incp. 12/2015	<b>NO</b>
Level 2 Credit Enhancement Increase Condition - Cumulative Late Delinquencies do not amount to 7.4% for any Payment Date	<b>NO</b>

	Outstanding Discounted Principal Balance (in Arrears)	Outstanding Discounted Principal Balance (at Late Delinquency)
Cumulative Late Delinquencies BOP	R\$ 3.374.807,67	R\$ 9.374.108,89
Late Delinquencies	R\$ 247.928,25	R\$ 430.461,90
Cumulative Late Delinquencies EOP	R\$ 3.622.735,92	R\$ 9.804.570,79
Discounted Principal Balance as of Pool-Cut Date		R\$ 1.059.386.280,29
Cumulative Late Delinquency as percentage of DPB at Pool-Cut		0,92550%



**Transaction Events (III)**

Administrator	Moody's		S&P	
	Long Term	Outlook	Long Term	Outlook
BEM DTVM Rating	Aaa.br	Stable	brAA+	Negative

Custodian Bank	Moody's		S&P	
	Long Term	Outlook	Long Term	Outlook
Banco Bradesco Rating	Aaa.br	Stable	brAA+	Negative

Swap Counterparty	Moody's		S&P	
	Long Term	Outlook	Long Term	Outlook
Itaú BBA Rating	Aaa.br	Stable	brAA+	Negative

Servicer	Moody's		S&P	
	Long Term	Outlook	Long Term	Outlook
Banco Volkswagen S.A. Rating	n.a.	n.a.	brAA+	Negative

Information regarding the Notes I

Rating at Issue Date	Senior Quota	Mezzanine Quota
Moody's	Aaa.br	A1.br
Standard & Poors	brAAA	brA+

Current Rating	Senior Quota	Mezzanine Quota
Moody's	Aaa.br	A1.br
Standard & Poors	brAAA	brAA

Information on Notes	Senior Quota	Mezzanine Quota
Legal maturity date	December 2018	December 2018
Scheduled Clean Up Call	October 2016	October 2016
ISIN:	BRDVERCTF004	BRDVERCTF012
Nominal Amount	R\$ 25.000,00	R\$ 25.000,00

Information on Interest	Senior Quota	Mezzanine Quota
Spread/ Margin	92 bps	170 bps
Index Rate	Daily CDI	Daily CDI
Fixed/Floating	floating	floating
Current Coupon	Daily CDI + 92	Daily CDI + 170
Day Count Convention	actual/252	actual/252



## Information regarding the Notes II

Monthly Period:	31/12/2015
Payment Date:	07/01/2016
Interest Accrual Period (from/until)	04/12/2015 until 07/01/2016
Days accrued	23
Index Rate	Daily CDI
Index Rate as of Month End	14,14%
Day Count Convention	actual/252

Interest Payments	Senior Quota	Mezzanine Quota
Total Interest Amount of the Reporting Period	R\$ 2.446.735,31	R\$ 162.593,63

Note Balance	Senior Quota	Mezzanine Quota
Note Balance as of Beginning of Period	R\$ 216.784.000,00	R\$ 13.658.000,00
Note Balance as of End of Period	R\$ 199.559.000,00	R\$ 13.563.000,00
<b>Principal Amortization</b>	<b>R\$ 17.225.000,00</b>	<b>R\$ 95.000,00</b>

Payments to Investors (per note)	Senior Quota	Mezzanine Quota
Interest	R\$ 63,92	R\$ 94,53
Principal Amortization	R\$ 449,97	R\$ 55,23
Number of Notes	38.280	1.720

Overcollateralisation	Senior Quota	Mezzanine Quota
Initial OC Percentage at Poolcut	9,6647%	5,6057%
Current OC Percentage	12,5009%	6,5541%
Target OC Percentage	12,5000%	7,0000%

## Credit Enhancement

Credit Enhancement @ Pool-Cut	% of Discounted Principal Balance		Value
Mezzanine Quota	4,06%	R\$	43.000.000,00
Subordinated Quota	7,02%	R\$	74.406.137,20
Overcollateralization	11,08%	R\$	117.406.137,20
Cash Collateral Account	1,00%	R\$	10.593.862,80

## Calculation of Credit Enhancement

- The Senior Quota benefits from the Mezzanine, Subordinated Quotas and the Cash Collateral Account;
- The Mezzanine Quota benefits from the Subordinated Quota and the Cash Collateral Account;
- The transaction starts with sequential amortisation and therefore initially only the Senior Quota will receive principal payments;
- The transaction switches into pro rata amortisation once an overcollateralisation percentage (i.e. credit enhancement excluding cash collateral) of OC-Percentage for the Senior Quota and OC-Percentage for the Mezzanine Quota has been reached.

### Swap Fixing / Waterfall

Amortising Interest Rate Swap	Senior Quota	Mezzanine Quota
Initial Principal	R\$ 957.000.000,00	R\$ 43.000.000,00
Underlying Principal for Reporting Period	R\$ 199.559.000,00	R\$ 13.563.000,00
Paying Leg	Fix Interest Rate	Fix Interest Rate
Receiving Leg	Floating Interest Rate	Floating Interest Rate

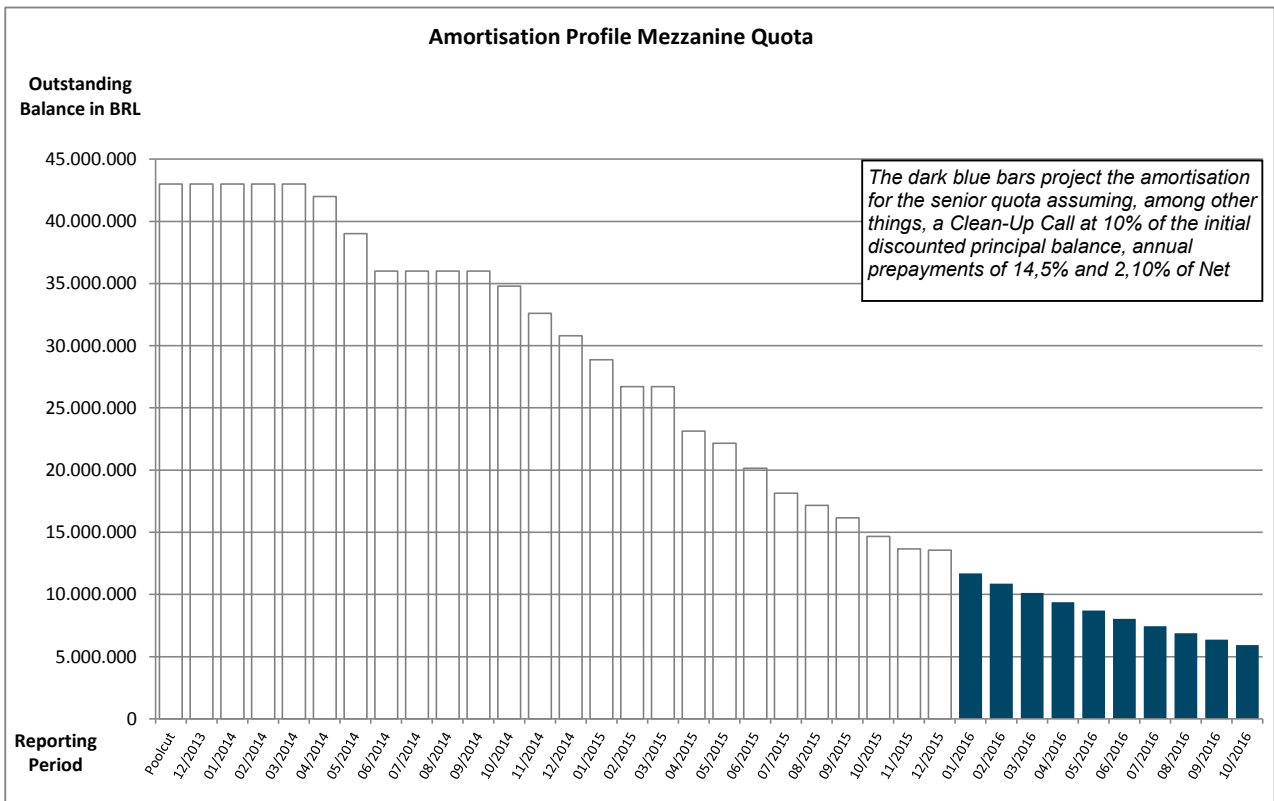
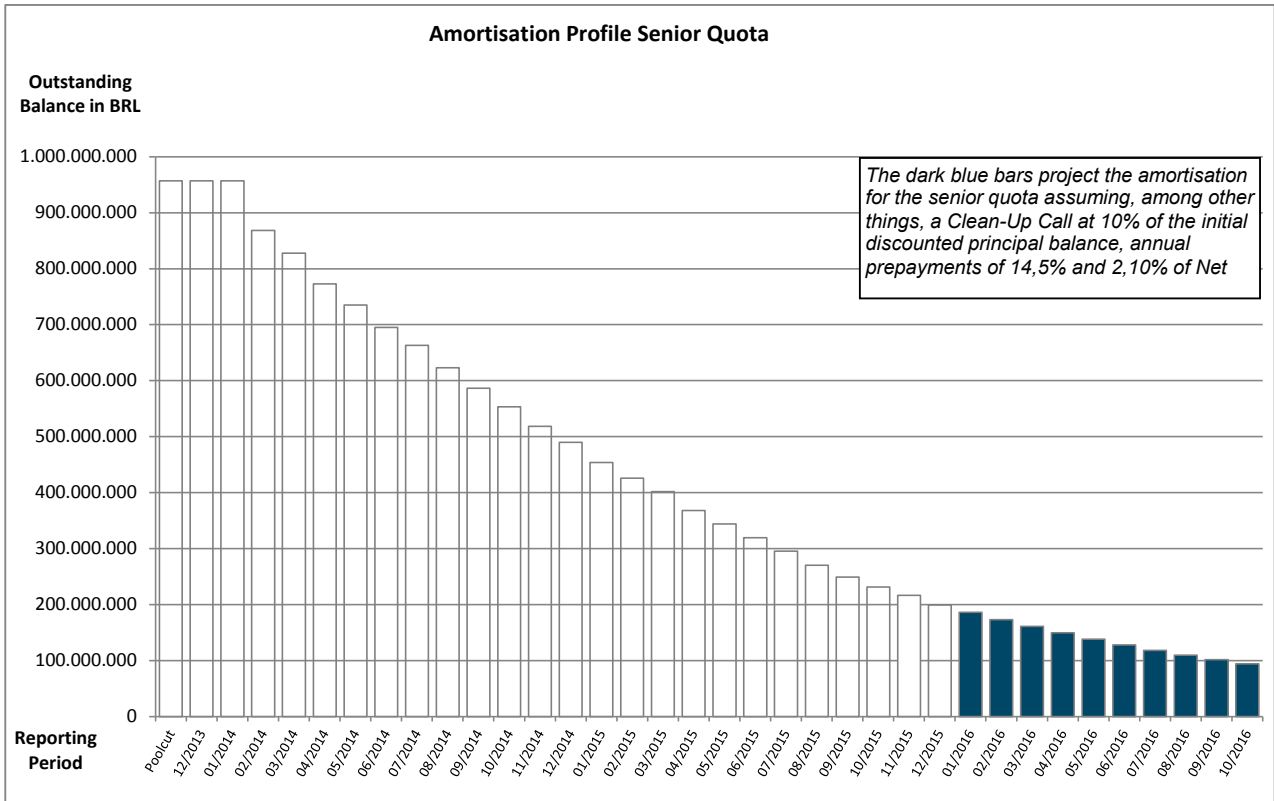
Waterfall	
Available Distribution Amount	R\$ 30.187.780,09
1) Fees	R\$ (71.126,02)
2) Net Swap Payments	R\$ 402.169,99
3) Interest Senior Quota	R\$ (2.446.735,31)
4) Interest Mezzanine Quota	R\$ (162.593,63)
5) Payment to Cash Collateral Account	R\$ (10.589.435,14)
6) Redemption Senior Quota	R\$ (17.225.000,00)
7) Redemption Mezzanine Quota	R\$ (95.000,00)
8) Redemption Subordinated Quota	R\$ -
9) Remaining Amount Due to Rounding	R\$ (59,99)
<b>Remaining Balance from Current Period</b>	<b>R\$ 0,00</b>

Amortisation Profile I\*

Reporting Period	Senior Quota	Mezzanine Quota
	Actual Note Balance	Actual Note Balance
Poolcut	957.000.000,00	43.000.000,00
12/2013	957.000.000,00	43.000.000,00
01/2014	957.000.000,00	43.000.000,00
02/2014	868.100.000,00	43.000.000,00
03/2014	827.605.000,00	43.000.000,00
04/2014	773.105.000,00	42.000.000,00
05/2014	735.105.000,00	39.000.000,00
06/2014	695.105.000,00	36.000.000,00
07/2014	663.105.000,00	36.000.000,00
08/2014	623.105.000,00	36.000.000,00
09/2014	586.505.000,00	36.000.000,00
10/2014	553.255.000,00	34.800.000,00
11/2014	518.721.000,00	32.605.000,00
12/2014	489.922.000,00	30.805.000,00
01/2015	453.822.000,00	28.872.000,00
02/2015	425.572.000,00	26.722.000,00
03/2015	401.914.000,00	26.722.000,00
04/2015	367.784.000,00	23.122.000,00
05/2015	343.784.000,00	22.149.000,00
06/2015	319.284.000,01	20.149.000,00
07/2015	295.284.000,00	18.149.000,00
08/2015	270.284.000,00	17.158.000,00
09/2015	249.284.000,00	16.158.000,00
10/2015	231.284.000,00	14.658.000,00
11/2015	216.784.000,00	13.658.000,00
12/2015	199.559.000,00	13.563.000,00
01/2016	185.971.652,94	11.689.646,76
02/2016	173.187.542,57	10.886.074,10
03/2016	160.964.319,69	10.117.757,24
04/2016	149.364.417,07	9.388.620,50
05/2016	138.415.867,12	8.700.425,93
06/2016	128.067.964,58	8.049.986,35
07/2016	118.388.963,96	7.441.592,02
08/2016	109.535.582,26	6.885.093,74
09/2016	101.505.313,22	6.380.333,97
10/2016	94.215.819,35	5.922.137,22

\*Based on the following assumptions: CPR of 14,5%, Clean Up Call at 10%, Net Losses at 2,10%

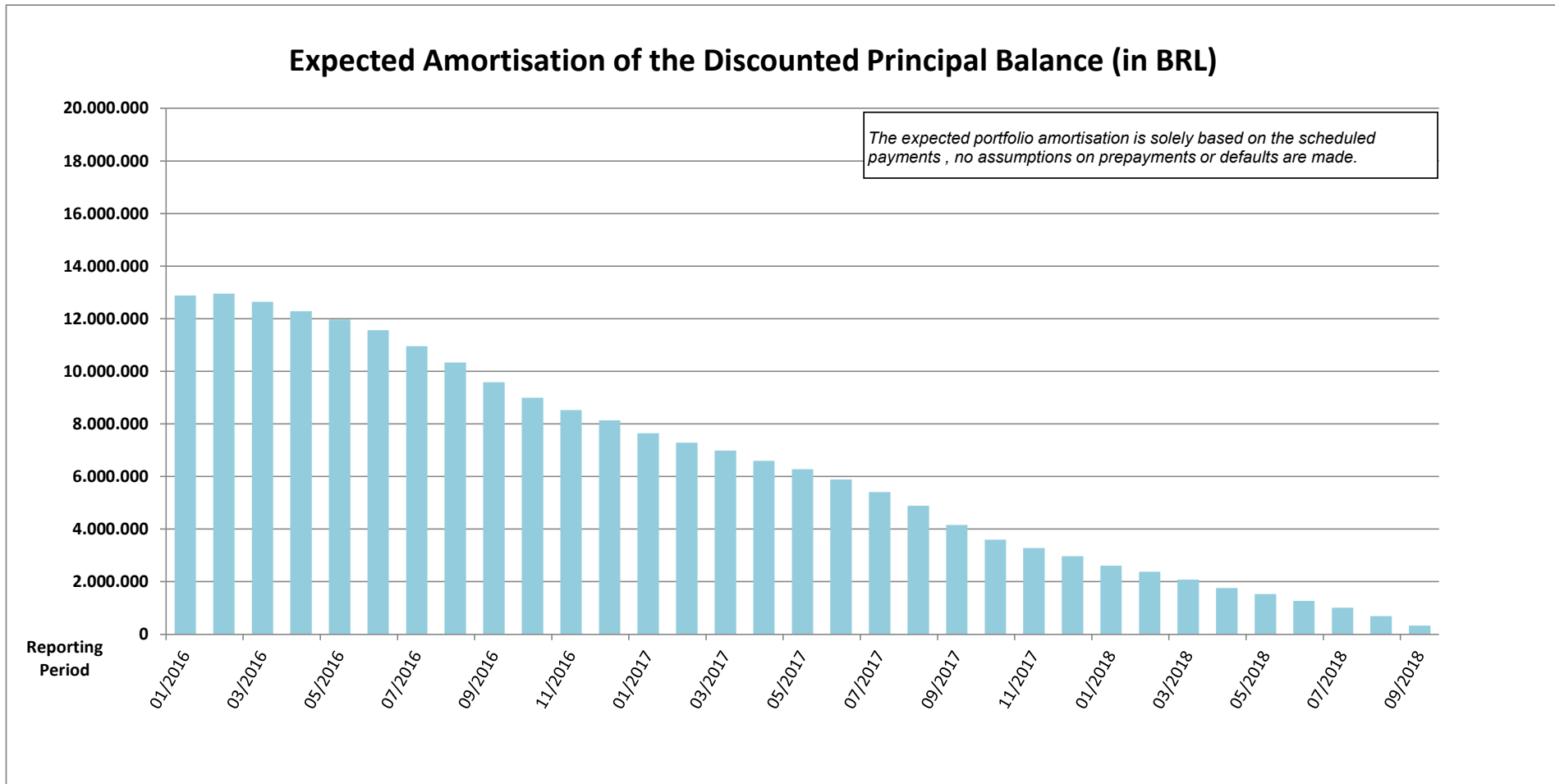
**Amortisation Profile II**



**Run Out Schedule I**

Payment Date	Remaining Interest	Outstanding Discounted Principal Balance	ABS Remaining Nominal
arrears	R\$ 666.946,07	R\$ 3.367.292,25	R\$ 4.034.238,32
01/2016	R\$ 2.139.083,63	R\$ 12.881.898,57	R\$ 15.020.982,20
02/2016	R\$ 2.057.682,43	R\$ 12.948.091,23	R\$ 15.005.773,66
03/2016	R\$ 1.927.672,77	R\$ 12.647.775,91	R\$ 14.575.448,68
04/2016	R\$ 1.797.337,62	R\$ 12.281.320,07	R\$ 14.078.657,69
05/2016	R\$ 1.668.864,57	R\$ 11.965.975,43	R\$ 13.634.840,00
06/2016	R\$ 1.543.556,57	R\$ 11.558.828,73	R\$ 13.102.385,30
07/2016	R\$ 1.422.946,40	R\$ 10.954.222,78	R\$ 12.377.169,18
08/2016	R\$ 1.307.301,27	R\$ 10.335.745,88	R\$ 11.643.047,15
09/2016	R\$ 1.198.597,12	R\$ 9.581.262,84	R\$ 10.779.859,96
10/2016	R\$ 1.097.916,97	R\$ 8.992.100,74	R\$ 10.090.017,71
11/2016	R\$ 1.001.870,36	R\$ 8.525.690,22	R\$ 9.527.560,58
12/2016	R\$ 911.980,69	R\$ 8.135.495,65	R\$ 9.047.476,34
01/2017	R\$ 826.677,13	R\$ 7.648.795,42	R\$ 8.475.472,55
02/2017	R\$ 745.965,96	R\$ 7.281.636,04	R\$ 8.027.602,00
03/2017	R\$ 669.846,12	R\$ 6.986.296,88	R\$ 7.656.143,00
04/2017	R\$ 596.595,17	R\$ 6.594.958,57	R\$ 7.191.553,74
05/2017	R\$ 527.166,23	R\$ 6.280.084,05	R\$ 6.807.250,28
06/2017	R\$ 460.715,46	R\$ 5.891.253,72	R\$ 6.351.969,18
07/2017	R\$ 398.678,40	R\$ 5.410.797,87	R\$ 5.809.476,27
08/2017	R\$ 341.939,99	R\$ 4.890.484,75	R\$ 5.232.424,74
09/2017	R\$ 290.520,50	R\$ 4.162.584,22	R\$ 4.453.104,72
10/2017	R\$ 246.865,13	R\$ 3.601.488,44	R\$ 3.848.353,57
11/2017	R\$ 209.156,92	R\$ 3.283.452,01	R\$ 3.492.608,93
12/2017	R\$ 174.348,57	R\$ 2.968.680,73	R\$ 3.143.029,30
01/2018	R\$ 143.205,25	R\$ 2.610.146,35	R\$ 2.753.351,60
02/2018	R\$ 115.706,20	R\$ 2.374.398,02	R\$ 2.490.104,22
03/2018	R\$ 90.833,89	R\$ 2.079.100,14	R\$ 2.169.934,03
04/2018	R\$ 69.023,47	R\$ 1.757.944,96	R\$ 1.826.968,43
05/2018	R\$ 50.718,21	R\$ 1.532.965,10	R\$ 1.583.683,31
06/2018	R\$ 34.556,63	R\$ 1.268.983,63	R\$ 1.303.540,26
07/2018	R\$ 21.235,37	R\$ 1.010.200,42	R\$ 1.031.435,79
08/2018	R\$ 10.660,91	R\$ 694.372,41	R\$ 705.033,32
09/2018	R\$ 3.416,30	R\$ 329.016,20	R\$ 332.432,50
<b>Total</b>	<b>R\$ 24.769.588,28</b>	<b>R\$ 212.833.340,23</b>	<b>R\$ 237.602.928,51</b>

Run Out Schedule II



### Overview Outstanding Contracts

Status	Number of Contracts	Outstanding Discounted Principal Balance
Beginning of Period	23.434	R\$ 231.220.288,16
End of Period	22.064	R\$ 212.833.340,23
<b>Total</b>	<b>1.370</b>	<b>R\$ 18.386.947,93</b>

Walk b/w BOP and EOP	Number of Contracts
Early Settlement	521
Write-Off	17
End of Term	827
Renegotiation	5
<b>Total</b>	<b>1.370</b>

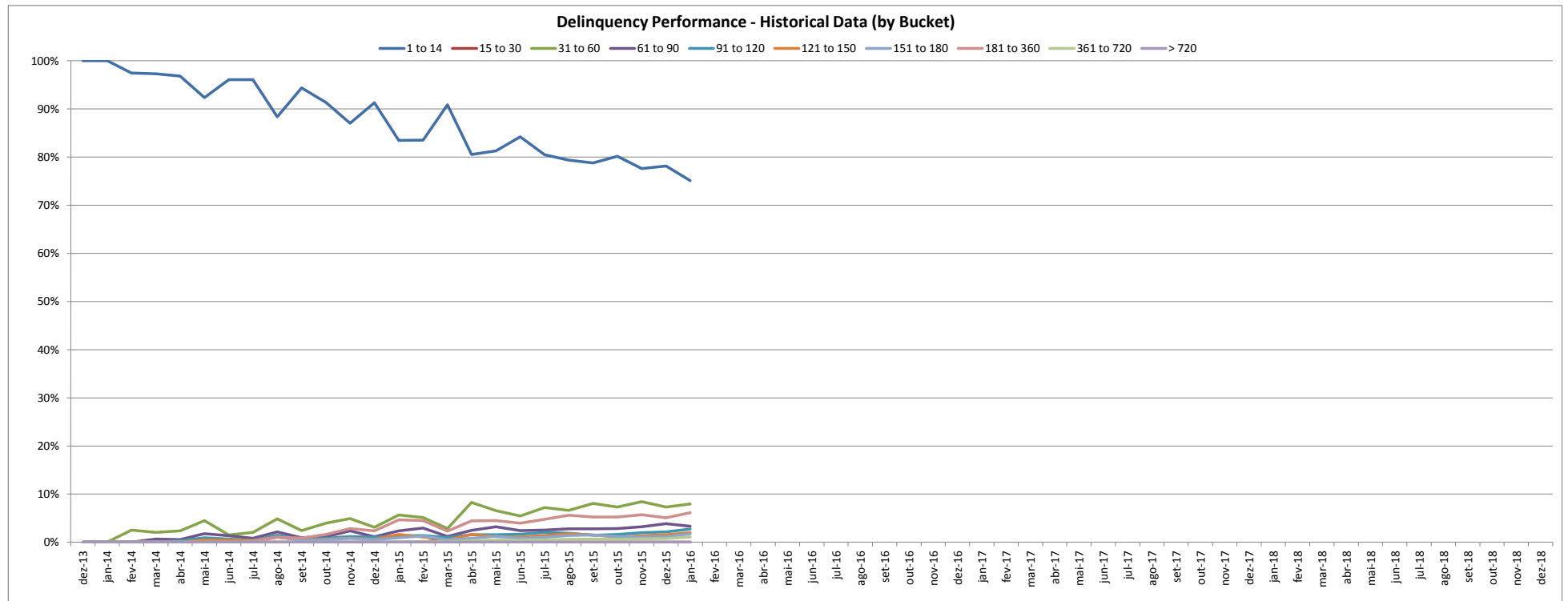
Total Portfolio as of Beginning of Period			Type of Car				Customer Type			
Contract Status Development	Number of Contracts	Outstanding Discounted Principal Balance	New Vehicle		Used Vehicle		Retail		Corporate	
			Number of Contracts2	Outstanding Discounted Principal Balance5	Number of Contracts3#	Outstanding Discounted Principal Balance2	Number of Contracts7	Outstanding Discounted Principal Balance3	Number of Contracts9	Outstanding Discounted Principal Balance4
Current	19.918	R\$ 189.680.832,40	17.953	R\$ 174.993.899,48	1.965	R\$ 14.686.932,92	18.953	R\$ 181.153.618,81	965	R\$ 8.527.213,59
Early Settlement	15.617	R\$ -	14.119	R\$ -	1.498	R\$ -	14.256	R\$ -	1.361	R\$ -
Delinquent	3.516	R\$ 41.539.455,76	3.040	R\$ 37.240.508,05	476	R\$ 4.298.947,71	3.313	R\$ 39.372.163,19	203	R\$ 2.167.292,57
Write Off	236	R\$ -	214	R\$ -	22	R\$ -	209	R\$ -	27	R\$ -
End of Term	19.749	R\$ -	18.551	R\$ -	1.198	R\$ -	16.955	R\$ -	2.794	R\$ -
Renegotiation	224	R\$ -	205	R\$ -	19	R\$ -	222	R\$ -	2	R\$ -
<b>Total</b>	<b>23.434</b>	<b>R\$ 231.220.288,16</b>	<b>20.993</b>	<b>R\$ 212.234.407,53</b>	<b>2.441</b>	<b>R\$ 18.985.880,63</b>	<b>22.266</b>	<b>R\$ 220.525.782,00</b>	<b>1.168</b>	<b>R\$ 10.694.506,16</b>

Total Portfolio as of End of Period			Type of Car				Customer Type			
Contract Status Development	Number of Contracts	Outstanding Discounted Principal Balance	New Vehicle		Used Vehicle		Retail		Corporate	
			Number of Contracts	Outstanding Discounted Principal Balance	Number of Contracts	Outstanding Discounted Principal Balance	Number of Contracts	Outstanding Discounted Principal Balance	Number of Contracts	Outstanding Discounted Principal Balance
Current	19.168	R\$ 179.474.943,95	17.276	R\$ 165.872.585,29	1.892	R\$ 13.602.358,66	18.263	R\$ 171.855.737,37	905	R\$ 7.619.206,58
Early Settlement	16.138	R\$ -	14.576	R\$ -	1.562	R\$ -	14.761	R\$ -	1.377	R\$ -
Delinquent	2.896	R\$ 33.358.396,28	2.473	R\$ 29.630.070,89	423	R\$ 3.728.325,39	2.705	R\$ 31.411.508,93	191	R\$ 1.946.887,35
Write Off	253	R\$ -	228	R\$ -	25	R\$ -	224	R\$ -	29	R\$ -
End of Term	20.576	R\$ -	19.319	R\$ -	1.257	R\$ -	17.728	R\$ -	2.848	R\$ -
Renegotiation	229	R\$ -	210	R\$ -	19	R\$ -	227	R\$ -	2	R\$ -
<b>Total</b>	<b>22.064</b>	<b>R\$ 212.833.340,23</b>	<b>19.749</b>	<b>R\$ 195.502.656,18</b>	<b>2.315</b>	<b>R\$ 17.330.684,05</b>	<b>20.968</b>	<b>R\$ 203.267.246,30</b>	<b>1.096</b>	<b>R\$ 9.566.093,93</b>



**Delinquencies**

Delinquent Contracts	Type of Car								Customer Type			
	New Vehicle				Used Vehicle				Retail		Corporate	
	Number of Contracts	Percentage of Contracts	Outstanding Discounted Principal Balance	Percentage of Discounted Principal Balance	Number of Contracts	Outstanding Discounted Principal Balance	Number of Contracts	Outstanding Discounted Principal Balance	Number of Contracts	Outstanding Discounted Principal Balance	Number of Contracts	Outstanding Discounted Principal Balance
from 1 - 14 days	2.175	75,10%	R\$ 1.361.535,51	40,43%	1.849	R\$ 1.192.963,37	326	R\$ 168.572,14	2.045	R\$ 1.256.813,19	130	R\$ 104.722,32
from 31 - 60 days	230	7,94%	R\$ 297.706,68	8,84%	204	R\$ 269.324,55	26	R\$ 28.382,13	205	R\$ 257.004,38	25	R\$ 40.702,30
from 61 - 90 days	96	3,31%	R\$ 171.216,79	5,08%	84	R\$ 157.024,36	12	R\$ 14.192,43	90	R\$ 158.362,73	6	R\$ 12.854,06
from 91 - 120 days	79	2,73%	R\$ 175.377,14	5,21%	67	R\$ 154.854,28	12	R\$ 20.522,86	74	R\$ 160.647,71	5	R\$ 14.729,43
from 121 - 150 days	58	2,00%	R\$ 149.252,88	4,43%	52	R\$ 143.255,95	6	R\$ 5.996,93	52	R\$ 125.853,95	6	R\$ 23.398,93
from 151 - 180 days	50	1,73%	R\$ 165.833,51	4,92%	43	R\$ 149.378,08	7	R\$ 16.455,43	42	R\$ 138.851,34	8	R\$ 26.982,17
from 181 - 360 days	177	6,11%	R\$ 947.637,67	28,14%	150	R\$ 842.154,68	27	R\$ 105.482,99	166	R\$ 866.316,07	11	R\$ 81.321,60
from 361 - 720 days	31	1,07%	R\$ 98.732,07	2,93%	24	R\$ 84.062,58	7	R\$ 14.669,49	31	R\$ 98.732,07	0	R\$ -
<b>Total</b>	<b>2.896</b>	<b>100,00%</b>	<b>R\$ 3.367.292,25</b>	<b>100,00%</b>	<b>2.473</b>	<b>R\$ 2.993.017,85</b>	<b>423</b>	<b>R\$ 374.274,40</b>	<b>2.705</b>	<b>R\$ 3.062.581,44</b>	<b>191</b>	<b>R\$ 304.710,81</b>



## Recoveries

Relevant Pool-Cut Data	
Number of Contracts	59.260
Outstanding Nominal Balance	1.257.875.331,98

(+) Outstanding Nominal Balance at Day of Write Off	(-) Prior Transactions/ Negotiations	(-) Recoveries for Current Period	(-) Discounts for Current Period	(=) Current Outstanding Nominal Balance
R\$ 6.187.632,36	R\$ (515.817,94)	R\$ (23.572,54)	R\$ -	R\$ 5.648.241,88

Pool Data I

Distribution by Contract Concentration	Total Portfolio				Type of Car				Customer Type			
	Number of Contracts	Percentage of Contracts	Outstanding Discounted Principal Balance	Percentage of Discounted Principal Balance	New Vehicle		Used Vehicle		Retail		Corporate	
					Number of Contracts	Outstanding Discounted Principal Balance	Number of Contracts	Outstanding Discounted Principal Balance	Number of Contracts	Outstanding Discounted Principal Balance	Number of Contracts	Outstanding Discounted Principal Balance
1	21.470	97,31%	R\$ 207.824.639,45	97,65%	19.182	R\$ 190.738.621,56	2.288	R\$ 17.086.017,89	20.720	R\$ 200.727.343,74	750	R\$ 7.097.296
2-3	474	2,15%	R\$ 4.284.431,41	2,01%	448	R\$ 4.055.149,96	26	R\$ 229.281,45	248	R\$ 2.539.902,56	226	R\$ 1.744.529
4-5	57	0,26%	R\$ 390.744,42	0,18%	56	R\$ 375.359,71	1	R\$ 15.384,71	0	R\$ -	57	R\$ 390.744
6 - 10	47	0,21%	R\$ 249.115,97	0,12%	47	R\$ 249.115,97	0	R\$ -	0	R\$ -	47	R\$ 249.116
> 10	16	0,07%	R\$ 84.408,98	0,04%	16	R\$ 84.408,98	0	R\$ -	0	R\$ -	16	R\$ 84.409
<b>Total</b>	<b>22.064</b>	<b>100,00%</b>	<b>R\$ 212.833.340,23</b>	<b>100,00%</b>	<b>19.749</b>	<b>R\$ 195.502.656,18</b>	<b>2.315</b>	<b>R\$ 17.330.684,05</b>	<b>20.968</b>	<b>R\$ 203.267.246,30</b>	<b>1.096</b>	<b>R\$ 9.566.093,93</b>

Distribution by largest customers	Total Portfolio				Type of Car				Customer Type			
	Contract Concentration	Percentage of Contracts	Outstanding Discounted Principal Balance	Percentage of Discounted Principal Balance	New Vehicle		Used Vehicle		Retail		Corporate	
					Number of Contracts	Outstanding Discounted Principal Balance	Number of Contracts	Outstanding Discounted Principal Balance	Number of Contracts	Outstanding Discounted Principal Balance	Number of Contracts	Outstanding Discounted Principal Balance
1	1	0,00%	R\$ 49.237,08	0,02%	1	R\$ 49.237,08	0	R\$ -	1	R\$ 49.237,08	0	R\$ -
2	1	0,00%	R\$ 48.222,47	0,02%	1	R\$ 48.222,47	0	R\$ -	1	R\$ 48.222,47	0	R\$ -
3	1	0,00%	R\$ 45.763,62	0,02%	1	R\$ 45.763,62	0	R\$ -	1	R\$ 45.763,62	0	R\$ -
4	1	0,00%	R\$ 44.126,27	0,02%	1	R\$ 44.126,27	0	R\$ -	1	R\$ 44.126,27	0	R\$ -
5	1	0,00%	R\$ 43.425,03	0,02%	1	R\$ 43.425,03	0	R\$ -	1	R\$ 43.425,03	0	R\$ -
6	1	0,00%	R\$ 43.250,47	0,02%	0	R\$ -	1	R\$ 43.250,47	1	R\$ 43.250,47	0	R\$ -
7	1	0,00%	R\$ 42.206,80	0,02%	1	R\$ 42.206,80	0	R\$ -	1	R\$ 42.206,80	0	R\$ -
8	1	0,00%	R\$ 42.081,30	0,02%	1	R\$ 42.081,30	0	R\$ -	1	R\$ 42.081,30	0	R\$ -
9	1	0,00%	R\$ 42.070,24	0,02%	1	R\$ 42.070,24	0	R\$ -	1	R\$ 42.070,24	0	R\$ -
10	1	0,00%	R\$ 41.380,73	0,02%	1	R\$ 41.380,73	0	R\$ -	1	R\$ 41.380,73	0	R\$ -
11	1	0,00%	R\$ 41.043,34	0,02%	1	R\$ 41.043,34	0	R\$ -	1	R\$ 41.043,34	0	R\$ -
12	1	0,00%	R\$ 40.883,38	0,02%	1	R\$ 40.883,38	0	R\$ -	1	R\$ 40.883,38	0	R\$ -
13	1	0,00%	R\$ 40.825,53	0,02%	1	R\$ 40.825,53	0	R\$ -	1	R\$ 40.825,53	0	R\$ -
14	1	0,00%	R\$ 40.080,66	0,02%	1	R\$ 40.080,66	0	R\$ -	1	R\$ 40.080,66	0	R\$ -
15	1	0,00%	R\$ 39.730,44	0,02%	1	R\$ 39.730,44	0	R\$ -	0	R\$ -	1	R\$ 39.730,44
16	1	0,00%	R\$ 39.620,52	0,02%	1	R\$ 39.620,52	0	R\$ -	1	R\$ 39.620,52	0	R\$ -
17	1	0,00%	R\$ 39.454,49	0,02%	1	R\$ 39.454,49	0	R\$ -	1	R\$ 39.454,49	0	R\$ -
18	1	0,00%	R\$ 39.421,96	0,02%	1	R\$ 39.421,96	0	R\$ -	1	R\$ 39.421,96	0	R\$ -
19	1	0,00%	R\$ 39.251,57	0,02%	1	R\$ 39.251,57	0	R\$ -	1	R\$ 39.251,57	0	R\$ -
20	1	0,00%	R\$ 39.214,27	0,02%	1	R\$ 39.214,27	0	R\$ -	1	R\$ 39.214,27	0	R\$ -
<b>Total 1 - 20</b>	<b>20</b>	<b>0,09%</b>	<b>R\$ 841.290,17</b>	<b>0,40%</b>	<b>19</b>	<b>R\$ 798.039,70</b>	<b>1</b>	<b>R\$ 43.250,47</b>	<b>19</b>	<b>R\$ 801.559,73</b>	<b>1</b>	<b>R\$ 39.730,44</b>
<b>Total</b>	<b>22.064</b>	<b>100,00%</b>	<b>R\$ 212.833.340,23</b>	<b>100,00%</b>								

Pool Data II

Distribution by Outstanding Discounted Principal Balance	Total Portfolio				Type of Car				Customer Type			
	Number of Contracts	Percentage of Contracts	Outstanding Discounted Principal Balance	Percentage of Discounted Principal Balance	New Vehicle		Used Vehicle		Retail		Corporate	
					Number of Contracts	Outstanding Discounted Principal Balance	Number of Contracts	Outstanding Discounted Principal Balance	Number of Contracts	Outstanding Discounted Principal Balance	Number of Contracts	Outstanding Discounted Principal Balance
<= 5000,00	5.748	26,05%	R\$ 16.525.174,98	7,76%	4.877	R\$ 14.029.594,62	871	R\$ 2.495.580,36	5.377	R\$ 15.487.693,71	371	R\$ 1.037.481,27
5000,01 < 10000,00	6.833	30,97%	R\$ 50.758.777,17	23,85%	6.018	R\$ 44.779.324,98	815	R\$ 5.979.452,19	6.492	R\$ 48.282.074,60	341	R\$ 2.476.702,57
10000,01 < 15000,00	5.566	25,23%	R\$ 68.349.726,28	32,11%	5.123	R\$ 63.015.526,95	443	R\$ 5.334.199,33	5.351	R\$ 65.694.061,88	215	R\$ 2.655.664,40
15000,01 < 20000,00	2.517	11,41%	R\$ 43.051.149,03	20,23%	2.379	R\$ 40.694.836,88	138	R\$ 2.356.312,15	2.421	R\$ 41.415.512,00	96	R\$ 1.635.637,03
20000,01 < 25000,00	959	4,35%	R\$ 21.098.994,47	9,91%	924	R\$ 20.323.189,75	35	R\$ 775.804,72	905	R\$ 19.905.227,64	54	R\$ 1.193.766,83
25000,01 < 30000,00	285	1,29%	R\$ 7.736.015,84	3,63%	277	R\$ 7.522.786,43	8	R\$ 213.229,41	273	R\$ 7.409.257,61	12	R\$ 326.758,23
30000,01 < 40000,00	142	0,64%	R\$ 4.708.905,54	2,21%	138	R\$ 4.576.050,12	4	R\$ 132.855,42	135	R\$ 4.468.821,94	7	R\$ 240.083,60
40000,01 < 50000,00	14	0,06%	R\$ 604.596,92	0,28%	13	R\$ 561.346,45	1	R\$ 43.250,47	14	R\$ 604.596,92	-	R\$ -
<b>Total</b>	<b>22.064</b>	<b>100,00%</b>	<b>R\$ 212.833.340,23</b>	<b>100,00%</b>	<b>19.749</b>	<b>R\$ 195.502.656,18</b>	<b>2.315</b>	<b>R\$ 17.330.684,05</b>	<b>20.968</b>	<b>R\$ 203.267.246,30</b>	<b>1.096</b>	<b>R\$ 9.566.093,93</b>

Statistics

Minimum Outstanding Discounted Principal Balance	R\$	0,01
Maximum Outstanding Discounted Principal Balance	R\$	49.237,08
Average Outstanding Discounted Principal Balance	R\$	9.646,18

Distribution by Original Discounted Principal Balance	Total Portfolio				Type of Car				Customer Type			
	Number of Contracts	Percentage of Contracts	Outstanding Discounted Principal Balance	Percentage of Discounted Principal Balance	New Vehicle		Used Vehicle		Retail		Corporate	
					Number of Contracts	Outstanding Discounted Principal Balance	Number of Contracts	Outstanding Discounted Principal Balance	Number of Contracts	Outstanding Discounted Principal Balance	Number of Contracts	Outstanding Discounted Principal Balance
<= 5000,00	3	0,01%	R\$ 2.782,95	0,00%	2	R\$ 2.133,23	1	R\$ 649,72	3	R\$ 2.782,95	0	R\$ -
5000,01 < 10000,00	231	1,05%	R\$ 502.975,23	0,24%	97	R\$ 185.352,09	134	R\$ 317.623,14	227	R\$ 496.281,56	4	R\$ 6.693,67
10000,01 < 15000,00	1.395	6,32%	R\$ 5.774.088,32	2,71%	858	R\$ 3.411.091,95	537	R\$ 2.362.996,37	1.368	R\$ 5.686.970,55	27	R\$ 87.117,77
15000,01 < 20000,00	3.984	18,06%	R\$ 24.157.465,37	11,35%	3.237	R\$ 19.197.748,75	747	R\$ 4.959.716,62	3.855	R\$ 23.540.186,01	129	R\$ 617.279,36
20000,01 < 25000,00	6.164	27,94%	R\$ 49.877.673,46	23,44%	5.647	R\$ 45.112.013,41	517	R\$ 4.765.660,05	5.921	R\$ 48.296.746,96	243	R\$ 1.580.926,50
25000,01 < 30000,00	5.100	23,11%	R\$ 54.947.219,85	25,82%	4.877	R\$ 52.410.311,47	223	R\$ 2.536.908,38	4.888	R\$ 53.098.591,22	212	R\$ 1.848.628,63
30000,01 < 40000,00	4.057	18,39%	R\$ 56.339.437,42	26,47%	3.933	R\$ 54.547.743,74	124	R\$ 1.791.693,68	3.719	R\$ 53.064.208,81	338	R\$ 3.275.228,61
40000,01 < 50000,00	797	3,61%	R\$ 14.160.768,90	6,65%	773	R\$ 13.735.431,42	24	R\$ 425.337,48	714	R\$ 13.050.469,17	83	R\$ 1.110.299,73
50000,01 < 60000,00	175	0,79%	R\$ 3.954.487,65	1,86%	172	R\$ 3.872.770,20	3	R\$ 81.717,45	153	R\$ 3.588.205,52	22	R\$ 366.282,13
60000,01 < 70000,00	78	0,35%	R\$ 1.494.327,52	0,70%	75	R\$ 1.421.272,65	3	R\$ 73.054,87	62	R\$ 1.232.758,81	16	R\$ 261.568,71
70000,01 < 80000,00	46	0,21%	R\$ 957.548,60	0,45%	44	R\$ 942.222,31	2	R\$ 15.326,29	32	R\$ 675.701,25	14	R\$ 281.847,35
> 80000,00	34	0,15%	R\$ 664.564,96	0,31%	34	R\$ 664.564,96	0	R\$ -	26	R\$ 534.343,49	8	R\$ 130.221,47
<b>Total</b>	<b>22.064</b>	<b>100,00%</b>	<b>R\$ 212.833.340,23</b>	<b>100,00%</b>	<b>19.749</b>	<b>R\$ 195.502.656,18</b>	<b>2.315</b>	<b>R\$ 17.330.684,05</b>	<b>20.968</b>	<b>R\$ 203.267.246,30</b>	<b>1.096</b>	<b>R\$ 9.566.093,93</b>

Statistics

Minimum Original Nominal Balance	R\$	1.669,92
Maximum Original Nominal Balance	R\$	332.425,80
Average Original Nominal Balance	R\$	32.201,92

Pool Data III

Distribution by Original Term	Total Portfolio				Type of Car				Customer Type			
	Number of Contracts	Percentage of Contracts	Outstanding Discounted Principal Balance	Percentage of Discounted Principal Balance	New Vehicle		Used Vehicle		Retail		Corporate	
					Number of Contracts	Outstanding Discounted Principal Balance	Number of Contracts	Outstanding Discounted Principal Balance	Number of Contracts	Outstanding Discounted Principal Balance	Number of Contracts	Outstanding Discounted Principal Balance
13 - 24	23	0,10%	R\$ 69.781,60	0,03%	22	R\$ 66.712,12	1	R\$ 3.069,48	19	R\$ 55.077,65	4	R\$ 14.703,95
25 - 36	3.578	16,22%	R\$ 14.137.963,91	6,64%	3.246	R\$ 13.130.529,97	332	R\$ 1.007.433,94	3.136	R\$ 11.781.983,71	442	R\$ 2.355.980,20
37 - 48	8.441	38,26%	R\$ 69.363.182,14	32,59%	7.175	R\$ 60.948.154,76	1.266	R\$ 8.415.027,38	8.023	R\$ 65.152.588,61	418	R\$ 4.210.593,53
49 - 60	10.022	45,42%	R\$ 129.262.412,58	60,73%	9.306	R\$ 121.357.259,33	716	R\$ 7.905.153,25	9.790	R\$ 126.277.596,33	232	R\$ 2.984.816,25
<b>Total</b>	<b>22.064</b>	<b>100,00%</b>	<b>R\$ 212.833.340,23</b>	<b>100,00%</b>	<b>19.749</b>	<b>R\$ 195.502.656,18</b>	<b>2.315</b>	<b>R\$ 17.330.684,05</b>	<b>20.968</b>	<b>R\$ 203.267.246,30</b>	<b>1.096</b>	<b>R\$ 9.566.093,93</b>

Statistics

Minimum Original Term	5
Maximum Original Term	60
Weighted Average Original Term	54,4

Distribution by Remaining Term	Total Portfolio				Type of Car				Customer Type			
	Number of Contracts	Percentage of Contracts	Outstanding Discounted Principal Balance	Percentage of Discounted Principal Balance	New Vehicle		Used Vehicle		Retail		Corporate	
					Number of Contracts	Outstanding Discounted Principal Balance	Number of Contracts	Outstanding Discounted Principal Balance	Number of Contracts	Outstanding Discounted Principal Balance	Number of Contracts	Outstanding Discounted Principal Balance
01 - 12	9.625	43,62%	R\$ 45.677.965,62	21,46%	8.554	R\$ 41.657.881,32	1.071	R\$ 4.020.084,30	8.897	R\$ 41.650.500,61	728	R\$ 4.027.465,01
13 - 24	8.153	36,95%	R\$ 95.804.584,57	45,01%	7.178	R\$ 86.572.333,04	975	R\$ 9.232.251,53	7.869	R\$ 91.745.349,76	284	R\$ 4.059.234,81
25 - 36	4.253	19,28%	R\$ 70.578.269,26	33,16%	3.989	R\$ 66.580.757,34	264	R\$ 3.997.511,92	4.169	R\$ 69.098.875,15	84	R\$ 1.479.394,11
37 - 48	33	0,15%	R\$ 772.520,78	0,36%	28	R\$ 691.684,48	5	R\$ 80.836,30	33	R\$ 772.520,78	0	R\$ -
49 - 60	0	0,00%	R\$ -	0,00%								
<b>Total</b>	<b>22.064</b>	<b>100,00%</b>	<b>R\$ 212.833.340,23</b>	<b>100,00%</b>	<b>19.749</b>	<b>R\$ 195.502.656,18</b>	<b>2.315</b>	<b>R\$ 17.330.684,05</b>	<b>20.968</b>	<b>R\$ 203.267.246,30</b>	<b>1.096</b>	<b>R\$ 9.566.093,93</b>

Statistics

Minimum Remaining Term	0
Maximum Remaining Term	33
Weighted Average Remaining Term	20,3

Distribution by Seasoning	Total Portfolio				Type of Car				Customer Type			
	Number of Contracts	Percentage of Contracts	Outstanding Discounted Principal Balance	Percentage of Discounted Principal Balance	New Vehicle		Used Vehicle		Retail		Corporate	
					Number of Contracts	Outstanding Discounted Principal Balance	Number of Contracts	Outstanding Discounted Principal Balance	Number of Contracts	Outstanding Discounted Principal Balance	Number of Contracts	Outstanding Discounted Principal Balance
01 - 12	0	0,00%	R\$ -	0,00%								
13 - 24	140	0,63%	R\$ 2.341.227,28	1,10%	119	R\$ 2.029.315,19	21	R\$ 311.912,09	128	R\$ 2.185.287,37	12	R\$ 155.939,91
25 - 36	12.871	58,33%	R\$ 140.458.842,29	65,99%	11.538	R\$ 128.982.248,66	1.333	R\$ 11.476.593,63	12.122	R\$ 133.533.993,45	749	R\$ 6.924.848,84
37 - 48	7.658	34,71%	R\$ 63.825.623,40	29,99%	6.804	R\$ 58.689.633,70	854	R\$ 5.135.989,70	7.382	R\$ 61.657.621,49	276	R\$ 2.168.001,91
49 - 60	1.395	6,32%	R\$ 6.207.647,26	2,92%	1.288	R\$ 5.801.458,63	107	R\$ 406.188,63	1.336	R\$ 5.890.343,99	59	R\$ 317.303,27
<b>Total</b>	<b>22.064</b>	<b>100,00%</b>	<b>R\$ 212.833.340,23</b>	<b>100,00%</b>	<b>19.749</b>	<b>R\$ 195.502.656,18</b>	<b>2.315</b>	<b>R\$ 17.330.684,05</b>	<b>20.968</b>	<b>R\$ 203.267.246,30</b>	<b>1.096</b>	<b>R\$ 9.566.093,93</b>

Statistics

Minimum Seasoning	27
Maximum Seasoning	60
Weighted Average Seasoning	34,2

Pool Data IV

Distribution by brand	Total Portfolio				Type of Car				Customer Type			
	Number of Contracts	Percentage of Contracts	Outstanding Discounted Principal Balance	Percentage of Discounted Principal Balance	New Vehicle		Used Vehicle		Retail		Corporate	
					Number of Contracts	Outstanding Discounted Principal Balance	Number of Contracts	Outstanding Discounted Principal Balance	Number of Contracts	Outstanding Discounted Principal Balance	Number of Contracts	Outstanding Discounted Principal Balance
AUDI	16	0,07%	R\$ 296.377,75	0,14%	15	R\$ 288.518,99	1	R\$ 7.858,76	15	R\$ 273.997,42	1	R\$ 22.380,33
SEAT	1	0,00%	R\$ 2.052,08	0,00%	0	R\$ -	1	R\$ 2.052,08	1	R\$ 2.052,08	0	R\$ -
VW C&L	21.064	95,47%	R\$ 205.046.356,13	96,34%	19.569	R\$ 193.425.166,91	1.495	R\$ 11.621.189,22	19.989	R\$ 195.728.551,24	1.075	R\$ 9.317.804,89
OTHER BRANDS	983	4,46%	R\$ 7.488.554,27	3,52%	165	R\$ 1.788.970,28	818	R\$ 5.699.583,99	963	R\$ 7.262.645,56	20	R\$ 225.908,71
<b>Total</b>	<b>22.064</b>	<b>100,00%</b>	<b>R\$ 212.833.340,23</b>	<b>100,00%</b>	<b>19.749</b>	<b>R\$ 195.502.656,18</b>	<b>2.315</b>	<b>R\$ 17.330.684,05</b>	<b>20.968</b>	<b>R\$ 203.267.246,30</b>	<b>1096</b>	<b>R\$ 9.566.093,93</b>

Distribution by Geographic Distribution	Total Portfolio				Type of Car				Customer Type			
	Number of Contracts	Percentage of Contracts	Outstanding Discounted Principal Balance	Percentage of Discounted Principal Balance	New Vehicle		Used Vehicle		Retail		Corporate	
					Number of Contracts	Outstanding Discounted Principal Balance	Number of Contracts	Outstanding Discounted Principal Balance	Number of Contracts	Outstanding Discounted Principal Balance	Number of Contracts	Outstanding Discounted Principal Balance
AC	107	0,48%	R\$ 1.061.499,25	0,50%	85	R\$ 934.946,87	22	R\$ 126.552,38	101	R\$ 964.924,59	6	R\$ 96.574,66
AL	244	1,11%	R\$ 1.997.862,33	0,94%	224	R\$ 1.884.347,42	20	R\$ 113.514,91	239	R\$ 1.959.097,15	5	R\$ 38.765,18
AM	228	1,03%	R\$ 2.283.377,57	1,07%	208	R\$ 2.106.405,15	20	R\$ 176.972,42	185	R\$ 1.856.151,36	43	R\$ 427.226,21
AP	98	0,44%	R\$ 1.088.267,94	0,51%	98	R\$ 1.088.267,94	0	R\$ -	96	R\$ 1.077.750,48	2	R\$ 10.517,46
BA	868	3,93%	R\$ 7.430.350,57	3,49%	758	R\$ 6.751.982,37	110	R\$ 678.368,20	826	R\$ 7.121.944,45	42	R\$ 308.406,12
CE	685	3,10%	R\$ 6.241.869,19	2,93%	611	R\$ 5.761.412,58	74	R\$ 480.456,61	665	R\$ 6.126.356,90	20	R\$ 115.512,29
DF	435	1,97%	R\$ 5.471.307,25	2,57%	423	R\$ 5.383.482,26	12	R\$ 87.824,99	427	R\$ 5.399.464,07	8	R\$ 71.843,18
ES	341	1,55%	R\$ 3.120.673,77	1,47%	295	R\$ 2.793.998,32	46	R\$ 326.675,45	330	R\$ 3.008.964,52	11	R\$ 111.709,25
GO	1.173	5,32%	R\$ 10.425.226,63	4,90%	1.033	R\$ 9.577.203,31	140	R\$ 848.023,32	1.143	R\$ 10.134.920,65	30	R\$ 290.305,98
MA	336	1,52%	R\$ 2.949.565,02	1,39%	329	R\$ 2.924.033,94	7	R\$ 25.531,08	335	R\$ 2.931.299,26	1	R\$ 18.265,76
MG	2.148	9,74%	R\$ 20.627.933,11	9,69%	1.947	R\$ 19.109.861,89	201	R\$ 1.518.071,22	2.044	R\$ 19.794.822,75	104	R\$ 833.110,36
MS	495	2,24%	R\$ 5.175.613,85	2,43%	451	R\$ 4.853.311,24	44	R\$ 322.302,61	480	R\$ 5.030.042,51	15	R\$ 145.571,34
MT	343	1,55%	R\$ 3.744.320,62	1,76%	316	R\$ 3.492.213,03	27	R\$ 252.107,59	321	R\$ 3.515.264,37	22	R\$ 229.056,25
PA	486	2,20%	R\$ 4.841.775,78	2,27%	434	R\$ 4.499.111,35	52	R\$ 342.664,43	471	R\$ 4.675.089,20	15	R\$ 166.686,58
PB	318	1,44%	R\$ 3.243.433,17	1,52%	290	R\$ 3.029.035,27	28	R\$ 214.397,90	311	R\$ 3.174.914,23	7	R\$ 68.518,94
PE	865	3,92%	R\$ 7.930.187,65	3,73%	819	R\$ 7.566.737,43	46	R\$ 363.450,22	840	R\$ 7.809.640,77	25	R\$ 120.546,88
PI	307	1,39%	R\$ 3.222.190,53	1,51%	301	R\$ 3.179.264,43	6	R\$ 42.926,10	296	R\$ 3.119.967,47	11	R\$ 102.223,06
PR	1.691	7,66%	R\$ 15.275.995,37	7,18%	1.433	R\$ 13.380.115,22	258	R\$ 1.895.880,15	1.555	R\$ 14.102.426,80	136	R\$ 1.173.568,57
RJ	1.659	7,52%	R\$ 16.606.822,34	7,80%	1.484	R\$ 15.062.710,71	175	R\$ 1.544.111,63	1.587	R\$ 16.091.493,19	72	R\$ 515.329,15
RN	198	0,90%	R\$ 2.052.605,76	0,96%	194	R\$ 2.033.716,95	4	R\$ 18.888,81	187	R\$ 1.925.677,98	11	R\$ 126.927,78
RO	227	1,03%	R\$ 2.236.130,33	1,05%	207	R\$ 2.096.750,71	20	R\$ 139.379,62	221	R\$ 2.179.853,46	6	R\$ 56.276,87
RR	50	0,23%	R\$ 521.932,90	0,25%	43	R\$ 468.029,50	7	R\$ 53.903,40	39	R\$ 361.121,86	11	R\$ 160.811,04
RS	1.610	7,30%	R\$ 15.127.181,06	7,11%	1.451	R\$ 13.935.325,32	159	R\$ 1.191.855,74	1.509	R\$ 14.217.473,14	101	R\$ 909.707,92
SC	1.742	7,90%	R\$ 18.154.754,51	8,53%	1.574	R\$ 16.804.690,93	168	R\$ 1.350.063,58	1.652	R\$ 17.302.346,36	90	R\$ 852.408,15
SE	217	0,98%	R\$ 2.051.522,56	0,96%	187	R\$ 1.838.829,02	30	R\$ 212.693,54	199	R\$ 1.900.561,88	18	R\$ 150.960,68
SP	5.052	22,90%	R\$ 48.661.147,64	22,86%	4.421	R\$ 43.728.352,64	631	R\$ 4.932.795,00	4.772	R\$ 46.238.472,13	280	R\$ 2.422.675,51
TO	141	0,64%	R\$ 1.289.793,53	0,61%	133	R\$ 1.218.520,38	8	R\$ 71.273,15	137	R\$ 1.247.204,77	4	R\$ 42.588,76
<b>Total</b>	<b>22.064</b>	<b>100,00%</b>	<b>R\$ 212.833.340,23</b>	<b>100,00%</b>	<b>19.749</b>	<b>R\$ 195.502.656,18</b>	<b>2.315</b>	<b>R\$ 17.330.684,05</b>	<b>20.968</b>	<b>R\$ 203.267.246,30</b>	<b>1.096</b>	<b>R\$ 9.566.093,93</b>

Pool Data V

Distribution by Brand & Model	Model	Total Portfolio				Type of Car				Customer Type			
		Number of Contracts	Percentage of Contracts	Outstanding Discounted Principal Balance	Percentage of Discounted Principal Balance	New Vehicle		Used Vehicle		Retail		Corporate	
						Number of Contracts	Outstanding Discounted Principal Balance	Number of Contracts	Outstanding Discounted Principal Balance	Number of Contracts	Outstanding Discounted Principal Balance	Number of Contracts	Outstanding Discounted Principal Balance
VW	AMAROK	154	0,70%	R\$ 2.578.043,70	1,21%	144	R\$ 2.422.621,54	10	R\$ 155.422,16	106	R\$ 1.827.710,87	48	R\$ 750.332,83
	BORA	6	0,03%	R\$ 54.794,78	0,03%	1	R\$ 8.883,61	5	R\$ 45.911,17	5	R\$ 33.993,53	1	R\$ 20.801,25
	CROSSFOX	423	1,92%	R\$ 5.337.486,10	2,51%	385	R\$ 4.965.135,38	38	R\$ 372.350,72	413	R\$ 5.250.369,32	10	R\$ 87.116,78
	FOX	4.429	20,07%	R\$ 43.492.663,33	20,44%	4.137	R\$ 41.031.879,71	292	R\$ 2.460.783,62	4.320	R\$ 42.412.579,28	109	R\$ 1.080.084,05
	FUSCA	2	0,01%	R\$ 24.886,36	0,01%	2	R\$ 24.886,36	0	R\$ -	2	R\$ 24.886,36	0	R\$ -
	GOL	9.964	45,16%	R\$ 91.167.980,19	42,84%	9.303	R\$ 86.675.252,32	661	R\$ 4.492.727,87	9.541	R\$ 88.105.582,74	423	R\$ 3.062.397,45
	GOLF	160	0,73%	R\$ 1.871.253,31	0,88%	117	R\$ 1.458.699,61	43	R\$ 412.553,70	153	R\$ 1.799.556,88	7	R\$ 71.696,43
	JETTA	106	0,48%	R\$ 1.753.746,17	0,82%	98	R\$ 1.681.358,00	8	R\$ 72.388,17	98	R\$ 1.622.372,10	8	R\$ 133.374,07
	KOMBI	282	1,28%	R\$ 2.354.318,47	1,11%	232	R\$ 2.054.329,13	50	R\$ 299.989,34	150	R\$ 1.221.227,40	132	R\$ 1.133.091,07
	PARATI	27	0,12%	R\$ 195.559,75	0,09%	10	R\$ 76.796,49	17	R\$ 118.763,26	22	R\$ 162.847,46	5	R\$ 32.712,29
	PASSAT	4	0,02%	R\$ 93.163,94	0,04%	3	R\$ 58.280,05	1	R\$ 34.883,89	3	R\$ 53.433,50	1	R\$ 39.730,44
	POLO	129	0,58%	R\$ 1.378.205,99	0,65%	100	R\$ 1.161.652,63	29	R\$ 216.553,36	123	R\$ 1.298.762,00	6	R\$ 79.443,99
	POLO SEDAN	288	1,31%	R\$ 3.134.652,84	1,47%	239	R\$ 2.695.052,10	49	R\$ 439.600,74	277	R\$ 3.001.521,60	11	R\$ 133.131,24
	SANTANA	4	0,02%	R\$ 11.691,20	0,01%	0	R\$ -	4	R\$ 11.691,20	4	R\$ 11.691,20	0	R\$ -
	SAVEIRO	922	4,18%	R\$ 8.920.387,70	4,19%	865	R\$ 8.470.306,06	57	R\$ 450.081,64	740	R\$ 7.368.449,85	182	R\$ 1.551.937,85
	SPACECROSS	76	0,34%	R\$ 1.037.309,73	0,49%	72	R\$ 977.645,29	4	R\$ 59.664,44	70	R\$ 925.784,68	6	R\$ 111.525,05
	SPACEFOX	391	1,77%	R\$ 4.626.073,16	2,17%	323	R\$ 3.940.446,45	68	R\$ 685.626,71	376	R\$ 4.463.061,72	15	R\$ 163.011,44
	TIGUAN	25	0,11%	R\$ 385.430,34	0,18%	25	R\$ 385.430,34	0	R\$ -	24	R\$ 383.383,00	1	R\$ 2.047,34
	TOUAREG	1	0,00%	R\$ 28.111,20	0,01%	1	R\$ 28.111,20	0	R\$ -	1	R\$ 28.111,20	0	R\$ -
	UP	1	0,00%	R\$ 12.816,71	0,01%	1	R\$ 12.816,71	0	R\$ -	1	R\$ 12.816,71	0	R\$ -
	VOYAGE	3.669	16,63%	R\$ 36.572.833,50	17,18%	3.510	R\$ 35.280.636,27	159	R\$ 1.292.197,23	3.559	R\$ 35.705.462,18	110	R\$ 867.371,32
	OTHER VW	1	0,00%	R\$ 14.947,66	0,01%	1	R\$ 14.947,66	0	R\$ -	1	R\$ 14.947,66	0	R\$ -
<b>Sub-Total VW</b>		<b>21.064</b>	<b>95,47%</b>	<b>R\$ 205.048.356,13</b>	<b>96,34%</b>	<b>19.569</b>	<b>R\$ 193.425.166,91</b>	<b>1.495</b>	<b>R\$ 11.621.189,22</b>	<b>19.989</b>	<b>R\$ 195.728.551,24</b>	<b>1.075</b>	<b>R\$ 9.317.804,89</b>
Audi	A1	1	0,00%	R\$ 34.226,68	0,02%	1	R\$ 34.226,68	0	R\$ -	1	R\$ 34.226,68	0	R\$ -
	A3	4	0,02%	R\$ 72.483,49	0,03%	3	R\$ 64.624,73	1	R\$ 7.858,76	4	R\$ 72.483,49	0	R\$ -
	A4	5	0,02%	R\$ 70.539,53	0,03%	5	R\$ 70.539,53	0	R\$ -	5	R\$ 70.539,53	0	R\$ -
	A5	2	0,01%	R\$ 55.047,15	0,03%	2	R\$ 55.047,15	0	R\$ -	2	R\$ 55.047,15	0	R\$ -
	Q3	4	0,02%	R\$ 64.080,90	0,03%	4	R\$ 64.080,90	0	R\$ -	3	R\$ 41.700,57	1	R\$ 22.380,33
<b>Sub-Total Audi</b>		<b>16</b>	<b>0,07%</b>	<b>R\$ 296.377,75</b>	<b>0,14%</b>	<b>15</b>	<b>R\$ 288.518,99</b>	<b>1</b>	<b>R\$ 7.858,76</b>	<b>15</b>	<b>R\$ 273.937,42</b>	<b>1</b>	<b>R\$ 22.380,33</b>
Seat	IBIZA	1	0,00%	R\$ 2.052,08	0,00%	0	R\$ -	1	R\$ 2.052,08	1	R\$ 2.052,08	0	R\$ -
<b>Sub-Total Seat</b>		<b>1</b>	<b>0,00%</b>	<b>R\$ 2.052,08</b>	<b>0,00%</b>	<b>0</b>	<b>R\$ -</b>	<b>1</b>	<b>R\$ 2.052,08</b>	<b>1</b>	<b>R\$ 2.052,08</b>	<b>0</b>	<b>R\$ -</b>
OTHER BRANDS	OTHER BRANDS	983	4,46%	R\$ 7.488.554,27	3,52%	165	R\$ 1.788.970,28	818	R\$ 5.699.583,99	963	R\$ 7.262.645,56	20	R\$ 225.908,71
<b>Sub-Total Other Brands</b>		<b>983</b>	<b>4,46%</b>	<b>R\$ 7.488.554,27</b>	<b>3,52%</b>	<b>165</b>	<b>R\$ 1.788.970,28</b>	<b>818</b>	<b>R\$ 5.699.583,99</b>	<b>963</b>	<b>R\$ 7.262.645,56</b>	<b>20</b>	<b>R\$ 225.908,71</b>
<b>Total</b>		<b>22.064</b>	<b>100,00%</b>	<b>R\$ 212.833.340,23</b>	<b>100,00%</b>	<b>19.749</b>	<b>R\$ 195.502.656,18</b>	<b>2.315</b>	<b>R\$ 17.330.684,05</b>	<b>20.968</b>	<b>R\$ 203.267.246,30</b>	<b>1.096</b>	<b>R\$ 9.566.093,93</b>

**Pool Data IV**

EA189 Engine status	Total Porfolio			
	Number of Contracts	Percentage of Contracts	Outstanding Discounted Principal Balance	Percentage of Discounted Principal Balance
EA189 Engine	26	0,12%	R\$ 448.871,80	0,21%
Other	22.038	99,88%	R\$ 212.384.468,43	99,79%
<b>Total</b>	<b>22.064</b>	<b>100,00%</b>	<b>R\$ 212.833.340,23</b>	<b>100,00%</b>



## Glossary

ABS Remaining Nominal:	The sum of all installments of the portfolio (future + delinquent).
Collections:	Available Distribution Amount on each payment day as described in the Offering Circular.
Delinquent contract:	The outstanding value of a contract which is past due more than 1 day.
Late Delinquency:	Contracts in arrears for more than 180 days.
Late Delinquency Ratio:	Means, for any Payment Date a fraction, expressed as a percentage,  (a) the numerator of which is the sum of the Discounted Principal Balance of all Sold Eligible Credit Rights that have ever been overdue and unpaid in arrears for one hundred and eighty (180) or more days from the Purchase Date through the end of the preceding Monthly Period. The Discounted Principal Balance of each such Sold Eligible Credit Rights will be calculated at the end of the Monthly Period the Sold Eligible Credit Right becomes for the first time overdue and unpaid in arrears for one hundred and eighty (180) or more days. It is hereby understood that any payment of any overdue installment for one hundred and eighty (180) days or more will not affect the calculation of the Late Delinquency Ratio;  (b) and the denominator of which is the aggregate Discounted Principal Balance of Sold Eligible Credit Rights on the Purchase Date.
Original Maturity Date:	Original maturity date of each quota as of the inception of the transaction (as of cut off date).
Outstanding Discounted Principal Balance:	Means with respect to a Sold Eligible Credit Right, the sum of the present value of all of its installments minus the sum of the present values of its installments that have been already paid as of the immediately preceding Monthly Period. For the purposes of calculating the Discounted Principal Balance, the installments will be discounted to the origination date of the Credit Right and at the Discount Rate, on the basis of one year of 360 (three hundred and sixty) days being equivalent to 12 (twelve) months, each month consisting of 30 (thirty) days.
Pool-Cut:	Present Value of the portfolio as of 12/17/2013 (considering the discount rate used for the deal and the 360-day convention).
Present Value:	Means the sum of the amounts of the Sold Eligible CreditRights, calculated at present value applying the Discount Rate.
Recoveries:	All money received after the Write Off of a contract.
Swap:	Means the interest rate swap operations performed by the Fund, as provided in the Interest Rate Swap Agreement, with the purpose of mitigating the potential mismatch between the fixed rate of its spot positions and the benchmark established for its class of quotas.